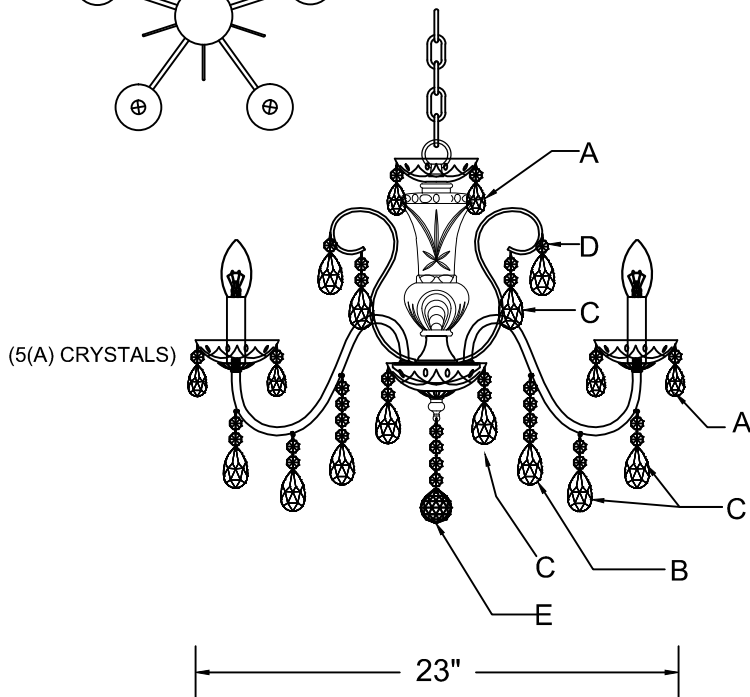
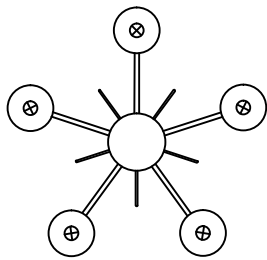


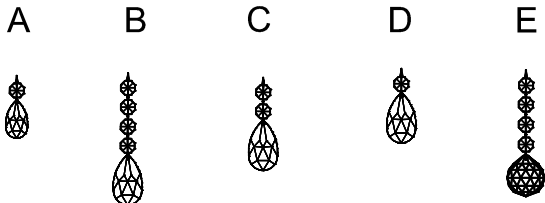
# CRYSTORAMA

LIGHTING THE WAY FOR SIXTY YEARS

ASSEMBLY INSTRUCTION MODEL #3025-EB-CL-MWP



## DETAILED ILLUSTRATION



**WARNING:**  
 Electrical Danger Turn Power Off

All electrical components must be installed by a licensed electrician in accordance with the National Electric Code and the appropriate local electrical codes.



You will need 5-Candelabra Base Bulb  
 40 Watts Recommended 60 Watts Max  
**USE LED BULBS FOR EXTENDED USE**

## How to Install

1. Do a complete inventory of all parts and components before you start installing.
2. Place the scroll arm kit over the coupler and screw the glass column kit onto the coupler.
3. Attach the glass dish and metal washer over the bottom threaded pipe. Secure them all with the finial.
4. After safely attaching fixture into outlet box, install bobeches, candle sleeves, bulbs (not included) and proceed to connecting the power.
5. When you begin to dress the fixture, start with packet labeled (A).
6. IMPORTANT: Apply crystal sets in alphabetical order.

## Crystal Sets

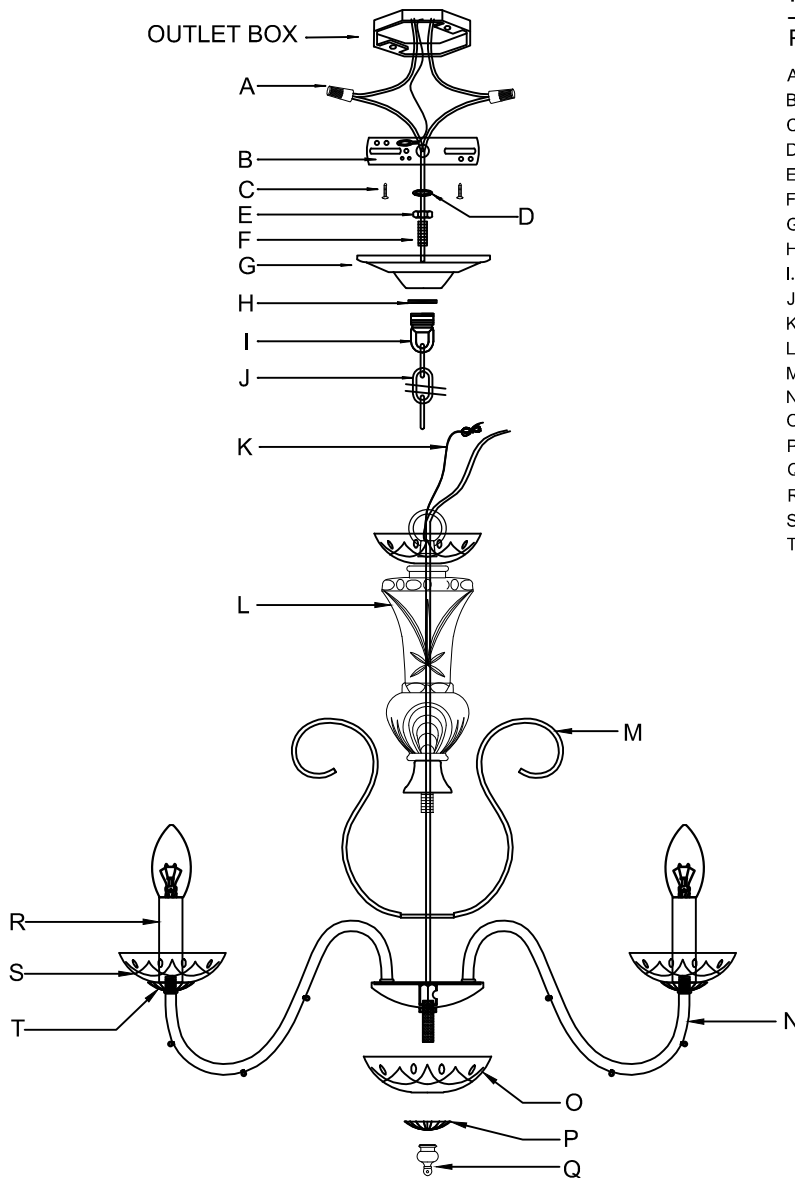
- A. 30Sets. (1)14mm + AS9-1.5"
- B. 5Sets. (4)14mm+AS9-2"
- C. 20Sets. (2)14mm + AS9-2"
- D. 5Sets. (1)14mm+AS9-2"
- E. 1Piece. (4)14mm + AS8-40mm

**WARNING:** This product can expose you to Lead, which is known to the State of California to cause cancer and/or birth defects or reproductive harm. For more information go to [www.P65Warnings.ca.gov](http://www.P65Warnings.ca.gov)

# CRYSTORAMA

LIGHTING THE WAY FOR SIXTY YEARS

PART NUMBER MODEL #3025-EB-CL-MWP



## Part Number

### Part Numbers

- A. (2)-Wire Connector
- B. (1)-Mounting Plate
- C. (2)-Outlet Box Screws
- D. (1)-Lock Washer
- E. (1)-Hex Nut
- F. (1)-Nipple
- G. (1)-Canopy; w5" x h1" (XFB3025EBCAN5IN)
- H. (1)-Collar Ring
- I. (1)-Collar Loop
- J. (1)-Chain; 72",4mm (XFB3025EBCHA4MM)
- K. (1)-Ground Wire
- L. (1)-Glass Column Kit
- M. (1)-Scroll Arm Kit
- N. (5)-Metal Arms
- O. (1)-Glass Dish; Ø5" 17mm hole, 5pin (XFB3025EBDIBOB5IN)
- P. (1)-Metal Washer
- Q. (1)-Finial (XFB3025EBFIN)
- R. (5)-Candle Sleeve; h4" (XFB3025EBCDL4IN)
- S. (5)-Bobèche; Ø4" 24mm hole, 5pin (XFB3025EBBOB4IN)
- T. (5)-Small Metal Ring