

CRYSTORAMA

1958

95 Cantiague Rock Road, Westbury NY 11590

ph:516.931.9090 fax:516.931.1254

info@crystorama.com www.crystorama.com


MODEL#:2226-RB-CL-MWP ASSEMBLY AND DRESSING INSTRUCTIONS

WARNING:

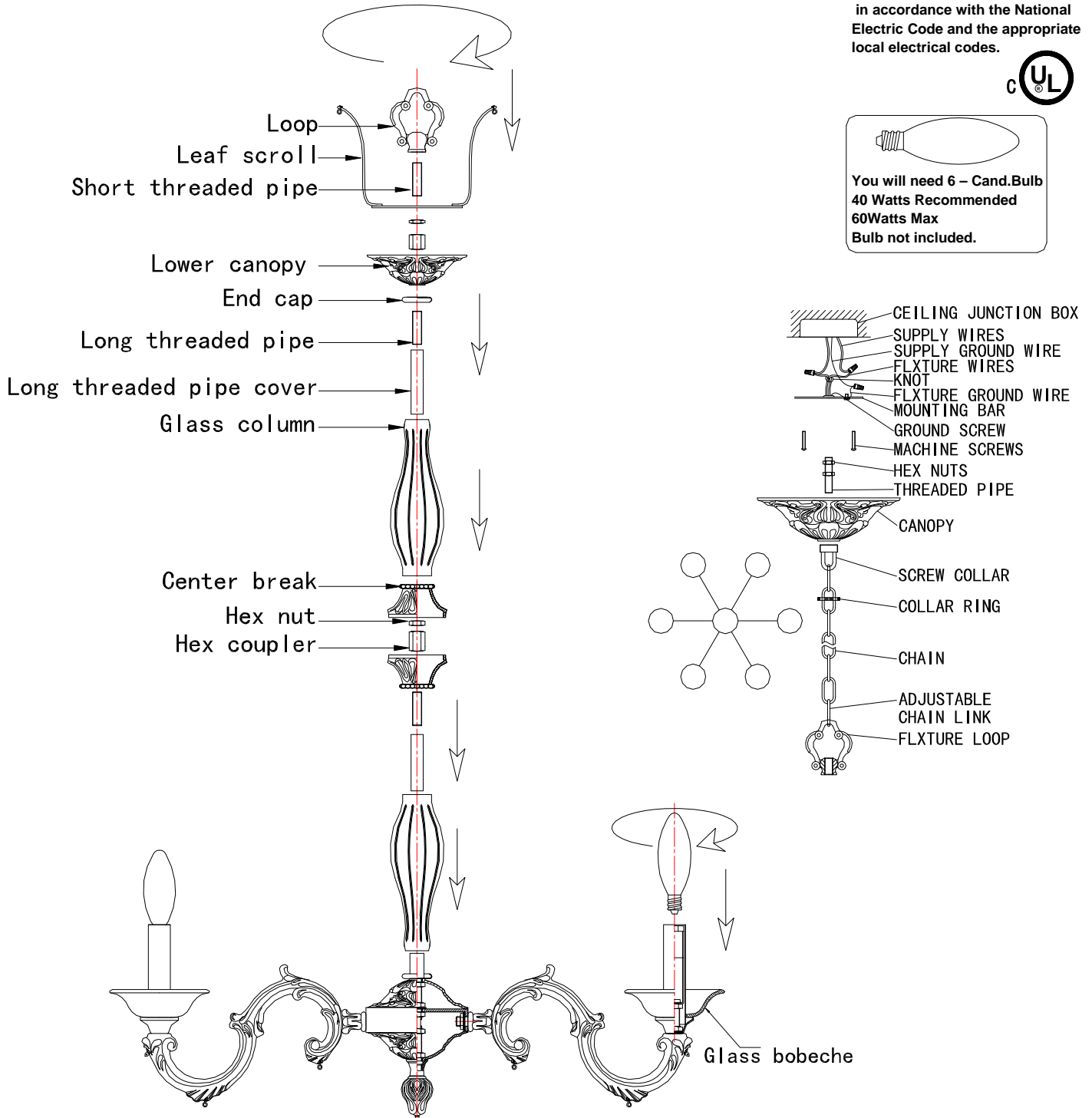


Electrical Danger Turn Power Off

All electrical components must be installed by a licensed electrician in accordance with the National Electric Code and the appropriate local electrical codes.

You will need 6 - Cand. Bulb
40 Watts Recommended
60Watts Max
Bulb not included.



2012-12-13

CRYSTORAMA

1958

95 Cantiague Rock Road, Westbury NY 11590


ph:516.931.9090 fax:516.931.1254

info@crystorama.com www.crystorama.com

MODEL#:2226-RB-CL-MWP ASSEMBLY AND CRYSTAL INSTRUCTIONS



WARNING:

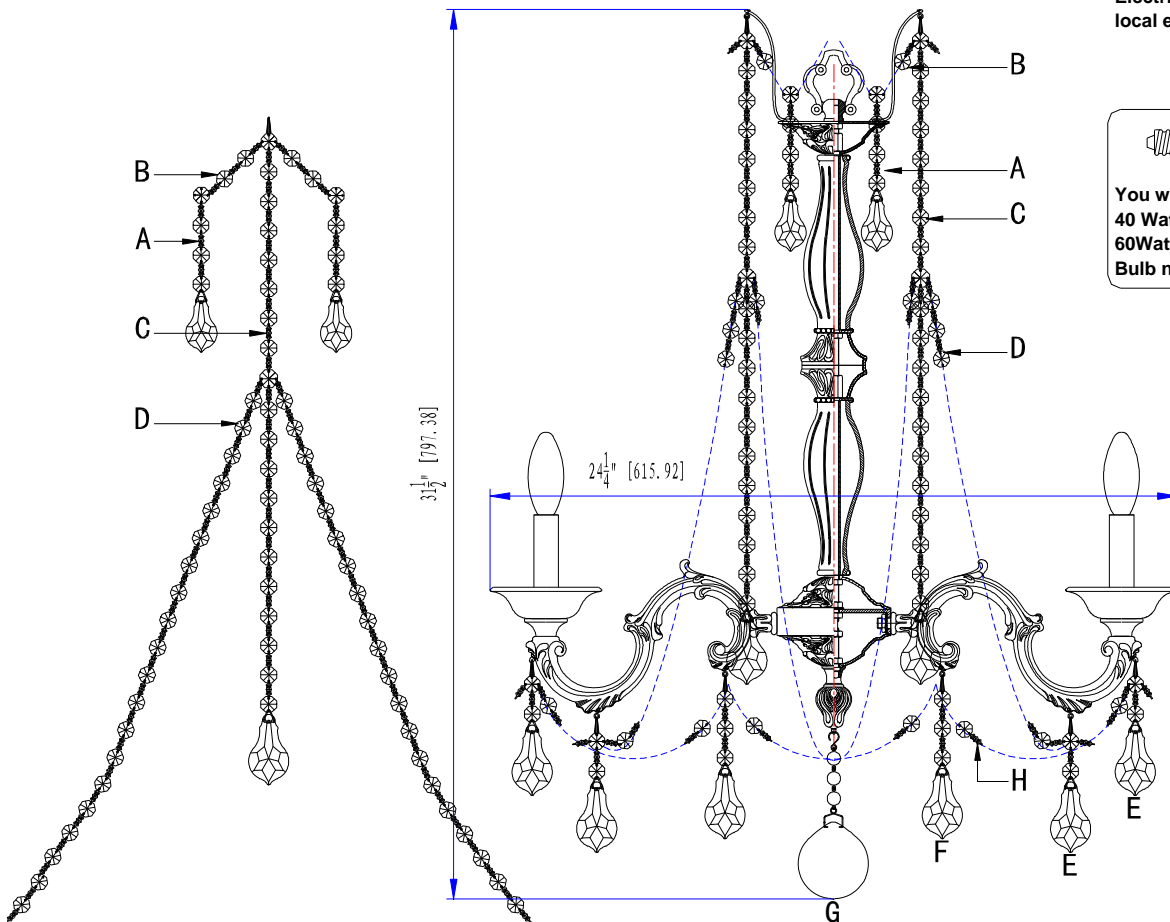


Electrical Danger Turn Power Off

All electrical components must be installed by a licensed electrician in accordance with the National Electric Code and the appropriate local electrical codes.




You will need 6 - Cand.Bulb
40 Watts Recommended
60Watts Max
Bulb not included.




A=  (1X50mm Crystal+3X14mm Jewels Strand) *6pcs

B=  (4X14mm+1X14mm(4 HOLE) Jewels Strand) *6pcs

C=  (1X63mm Crystal+19X14mm+1X16mm(4 HOLE) Jewels Strand) *6pcs

D=  (20X14mm Jewels Strand) *12pcs

E=  (1X63mm Crystal+1X14mm+1X14mm(4 HOLE) Jewels Strand) *6pcs

F=  (1X63mm Crystal+3X14mm Jewels Strand) *4pcs

G=  (1X50mm Ball+3X12mm Ball) *1pc

H=  (15X14mm Jewels Strand) *6pc

2012-12-13