
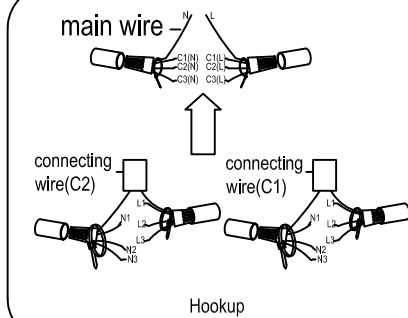
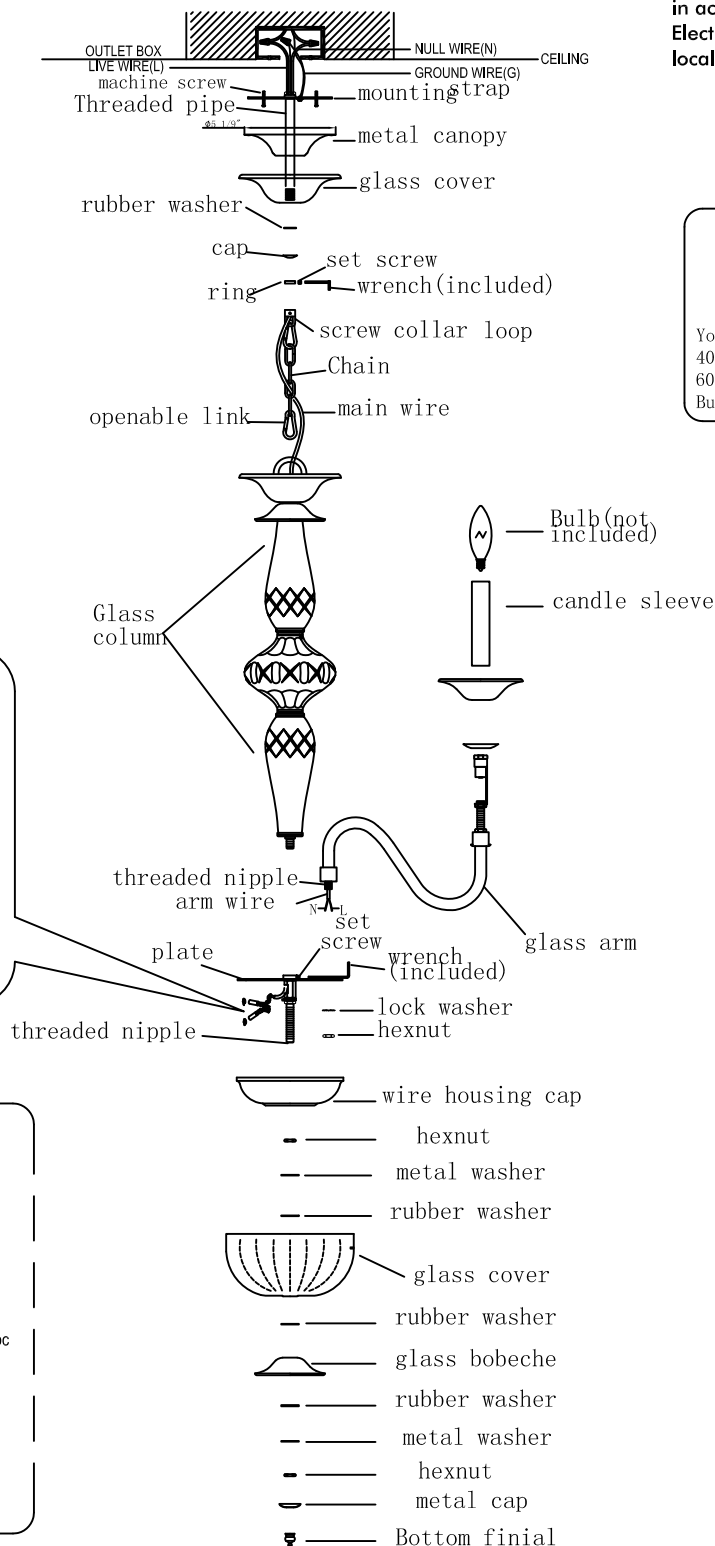
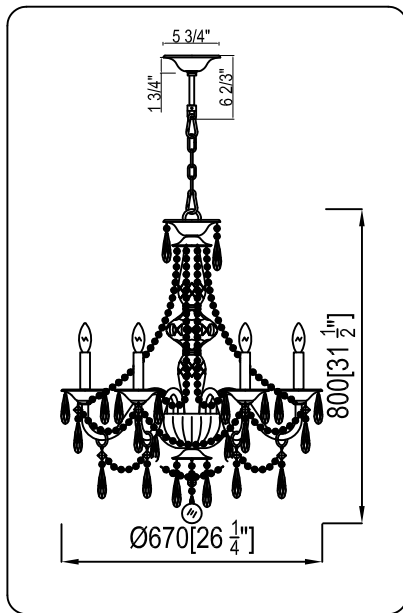
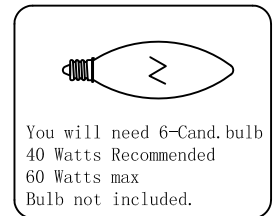


95 Cantiague Rock Road, Westbury NY 11590
 ph: 516.931.9090 fax: 516.931.1254
 info@crystorama.com www.crystorama.com

MODEL#: 9916-CH-CL-MWP ASSEMBLY AND DRESSING INSTRUCTIONS




All electrical components must be installed by a licensed electrician in accordance with the National Electric Code and the appropriate local electrical codes.

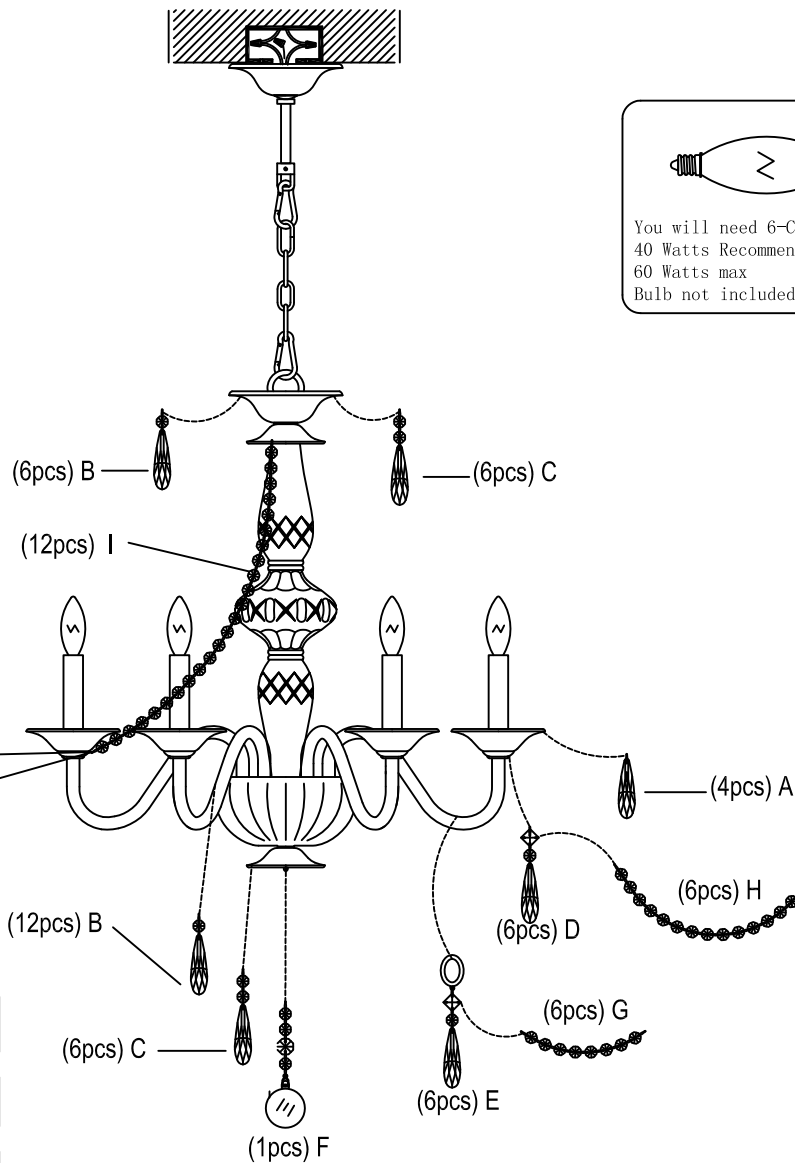
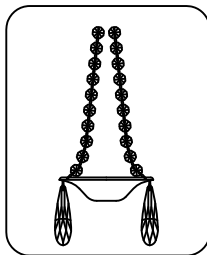
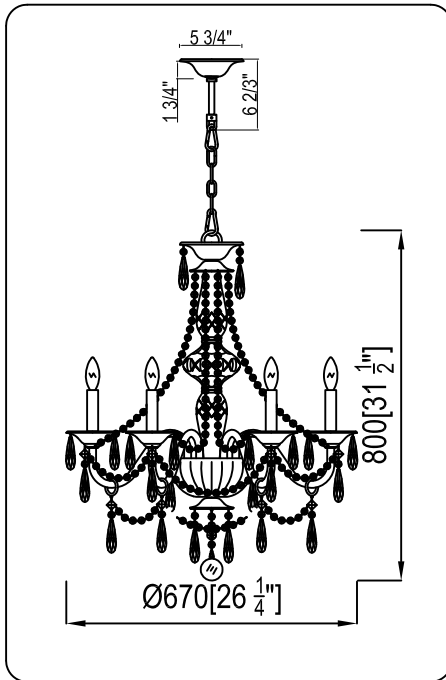
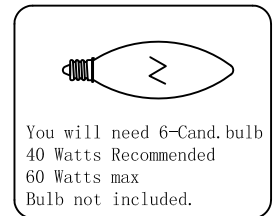


- A (1 Jewels+3")*24pc
- B (1 Jewels+3")*18pc
- C (2 Jewels+3")*12pc
- D (1 Jewel+1 Jewels+3")*6pc
- E (1 Jewel+1 Jewels+3")*6pc
- F (4 Jewels+1*50mm glass Ball)*1pc
- G (12 Jewels strand)*6pc
- H (16 Jewels strand)*6pc
- I 24 Jewels strand)*12pc

MODEL#: 9916-CH-CL-MWP ASSEMBLY AND DRESSING INSTRUCTIONS



All electrical components must be installed by a licensed electrician in accordance with the National Electric Code and the appropriate local electrical codes.



- A (1Jewels+3")*24pc
- B (1Jewels+3")*18pc
- C (2Jewels+3")*12pc
- D (1 Jewel+1Jewels+3")*6pc
- E (1 Jewel+1Jewels+3")*6pc
- F (4 Jewels+1*50mm glass Ball)*1pc
- G (12ewels strand)*6pc
- H (16 Jewels strand)*6pc
- I 24 Jewels strand)*12pc