

CRYST RAMA



1958

95 Cantigue Rock Road, Westbury NY 11590

ph:516.931.9090 fax: 516. 931.1254

info@crystorama.com www.crystorama.com



You will need 6 - Cand.Bulb
40 Watts Recommended
60 Watts Max
Bulb not included.

MODEL#:1106-MWP ASSEMBLY AND DRESSING INSTRUCTIONS

WARNING:




Electrical Danger




Turn Power Off

All electrical components must be installed by a licensed electrician in accordance with the National Electric Code and the appropriate local electrical codes.




A=  (Square with 4 Holes)*6pcs

B=  (Square with 4 Holes+20 Jewels Strand)*6pcs


C=  (25 Jewels Strand)*12pcs

D=  (12 Jewels Strand)*12pcs

E=  (1x60mm + 6 Jewels + 22mm jewelx1)*1pc


F=  (AS9-1.5" + 3 Jewels)*4pcs

G=  (AS9-3" + 8 Jewels)*3pcs

H=  (AS9-3" + 6 Jewels)*3pcs

I=  (AS9-3" + 7 Jewels)*6pcs

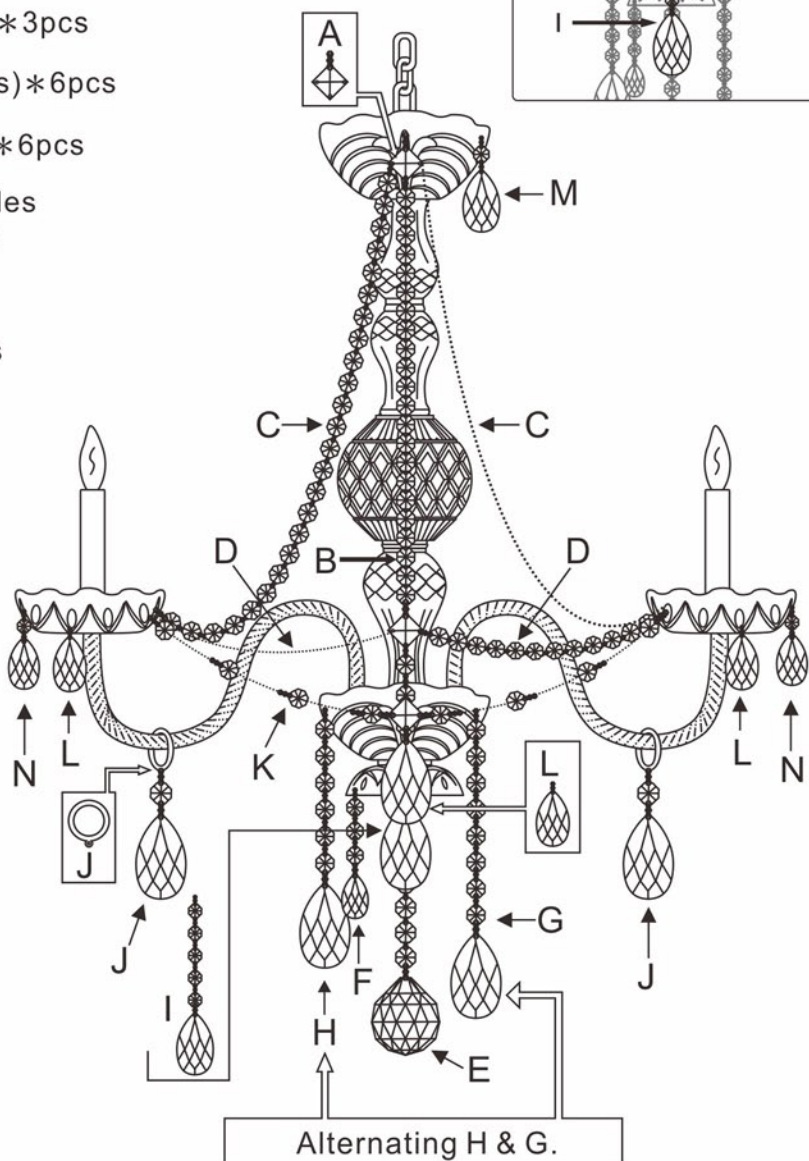
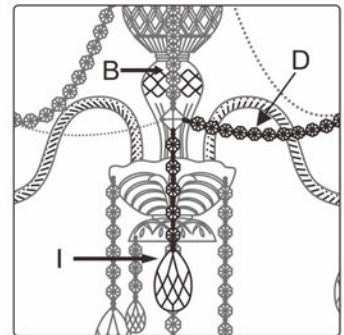
J=  (Ring+ 1 jewel+AS9-3")*6pcs

K=  (Square with 3 Holes + 8 Jewels)*6pcs

L=  (AS9-3" No Jewel)*12pcs

M=  (AS9-2.5" + 1 Jewel)*6pcs

N=  (AS9-2")*24pcs



Bobeche

