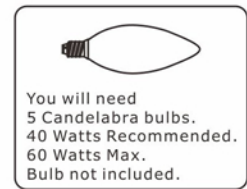


# CRYST RAMA



95 Cantiague Rock Road, Westbury NY 11590  
Ph: 516.931.9090 Fax: 516.931.1254  
[info@crystorama.com](mailto:info@crystorama.com) [www.crystorama.com](http://www.crystorama.com)



## MODEL#: 1105-CL-SAQ ASSEMBLY AND DRESSING INSTRUCTIONS

A = (Square with 4 Holes)x5pcs

B = (Square with 4 Holes+20 Jewels Strand)x5pcs

C = (25 Jewels Strand)x10pcs

D = (12 Jewels Strand)x10pcs

E = (1x60mm + 6 Jewels + 22mm jewel x1)x1pc

F = (8295-1.5" + 3 Jewels)x4pcs

G = (8295-3" + 8 Jewels)x3pcs

H = (8295-3" + 6 Jewels)x3pcs

I = (8295-3" + 7 Jewels)x5pcs

J = (Ring+ 1 jewel+8295-3")x5pcs

K = (Square with 3 Holes + 8 Jewels)x5pcs

L = (8295-3" No Jewel)x5pcs

M = (8295-3" + 22mm Jewel x1)x5pcs

N = (8295-2.5")x5pcs

O = (8295-2")x20pcs

### WARNING:

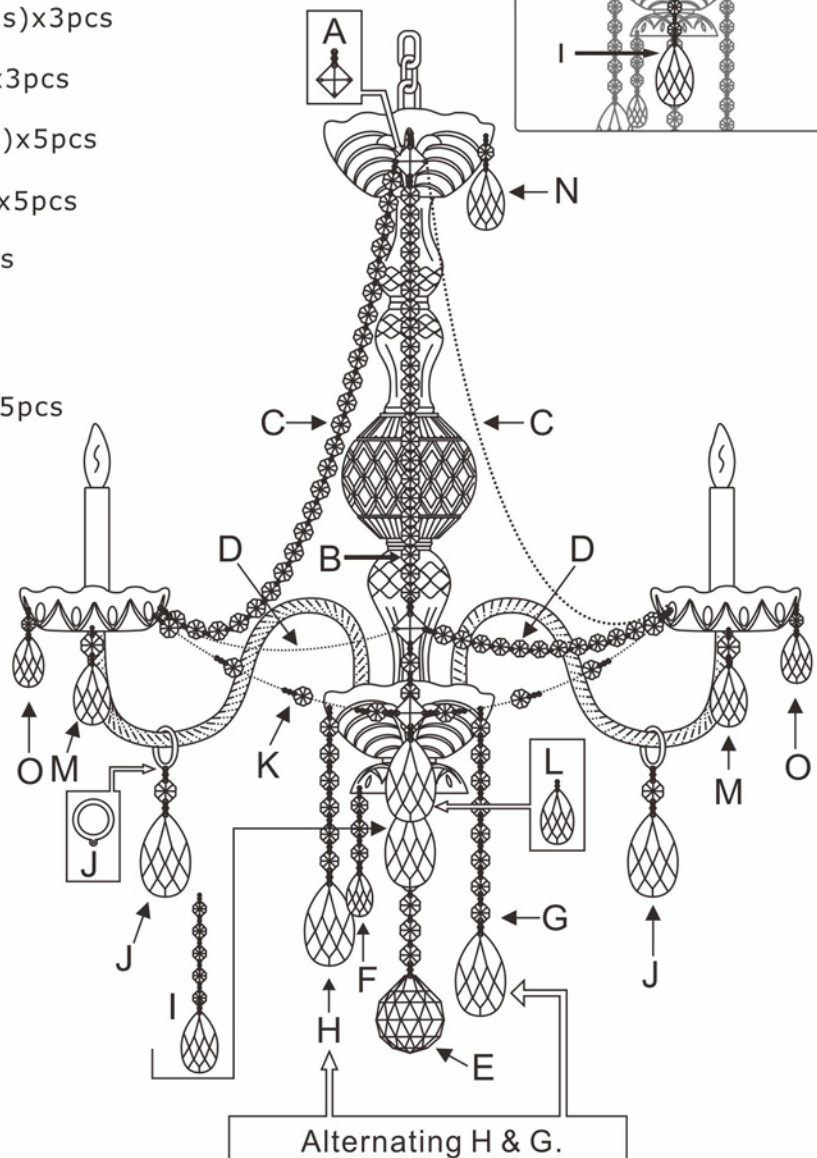
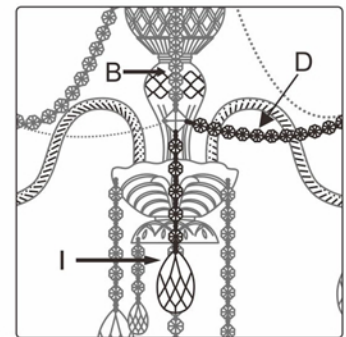


Electrical Danger



Turn Power Off

All electrical components must be installed by a licensed electrician in accordance with the National Electric Code and the appropriate local electrical codes.



### Bobeche

