

CRYST RAMA



1958

95 Cantiague Rock Road, Westbury NY 11590

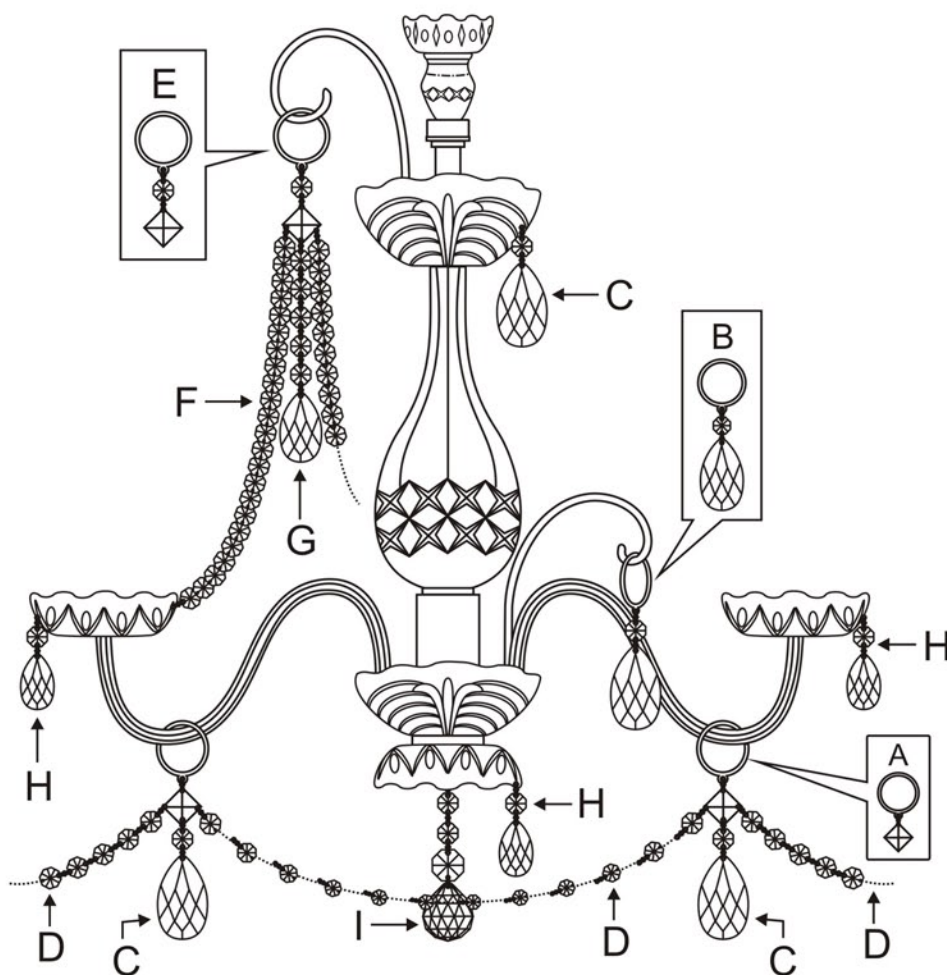
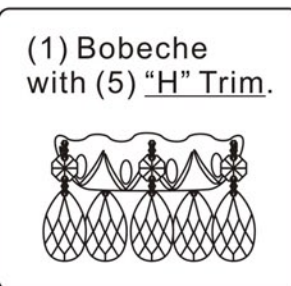
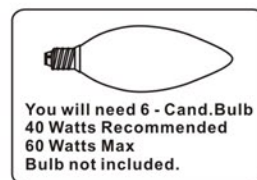
ph: 516.931.9090 fax: 516.931.1254

info@crystorama.com www.crystorama.com

MODEL#: 1030-MWP ASSEMBLY AND DRESSING INSTRUCTIONS



All electrical components must be installed by a licensed electrician in accordance with the National Electric Code and the appropriate local electrical codes.



A= (1 Ring + 1 Square) x 6sets

B= (1 Ring + 27/76-3") x 6sets

C= (AS/7/75-3") x 12sets

D= (Strands with 12 jewels) x 6sets

E= (1 Ring + 1 Jewel + 1 Square) x 6sets

F= (Strands with 23 jewels) x 12sets

G= (5 Jewels + AS/5/64-2.5") x 6sets

H= (AS/50-2") x 35sets

I= (14mmx2 + 22mmx1 + 1x40mm Ball) x 1set