

# Eco-Invizilite LED

## 120V Cove Lighting

### Linkable Series

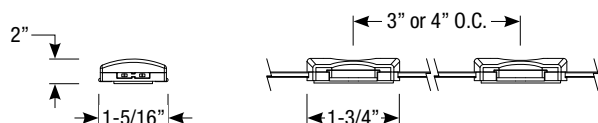
Catalog #:

Type:

Project:

Date:

Notes:



## Order Matrix

### Eco-Invizilite Order Matrix (Example: INVLED-3-27-2)

Series	On Center Spacing	CCT / CRI	Length	Rev
INVLED	-3 (3" on center)	-27 (2700K / 90 CRI)	(blank) (1' section)	-2
	-4 (4" on center)	-40 (4000K / 80 CRI)	-100 (100' kit)	

### 24V DC Electronic Drivers

Description
D-133E (20W Output / 120V Input)
D-134E (40W Output / 120V Input)
D-135E (60W Output / 120V Input)
D-136E (100W Output / 120V Input)
D-137E (150W Output / 120V Input)
D-157E (300W Output / 120V Input)

### 24V DC Magnetic Drivers

Description
D-133 (20W Output / 120V Input)
D-134 (40W Output / 120V Input)
D-135 (60W Output / 120V Input)
D-136 (100W Output / 120V Input)
D-137 (150W Output / 120V Input)
D-157 (300W Output / 120V Input)

## Electrical Data

Part Number	Wattage	Lumens	Efficacy
INVLED	2.5W per socket	170lm per socket	68lpw per socket

## Specifications

### Description

Cove lighting series with integral electronic driver allows up to 100' runs that are dimmable with forward or reverse phase dimmers. Specify order per foot or 100' kits.

### LED Light Engine

- 2.5W LED per socket @ 2700K / 90 CRI, 3000K / 90 CRI or 4000K / 80 CRI
- 50,000 hours at 70% lumen maintenance (L70)

### Electrical

- 24V DC input / 600W, 25A max.
- Remote electronic or magnetic driver required
- Must be wired with terminal block, wiring compartment or dead end

### Dimming

- Remote electronic drivers may dimmed with an electronic low voltage dimmer
- Remote magnetic drivers may dimmed with a magnetic low voltage dimmer

### 100' Kit

Eco-Invizilite is available in foot increments or 100' kit. Kit includes (4) terminal blocks, (4) dead ends and mounting screws.

### Mounting

Each socket includes double sided tape and mounting holes for screws. 48" clear linear mounting track is also available flat or 45°.

### Cable

- Flexible two-conductor black cable easily conforms to fit tight radii and sharp turns
- LED sockets pre-installed at 3" or 4" O.C., can be easily removed or relocated

### Accessories (Page 2)

- INVDE1 - Dead end cap to cover the end of wire. Includes mounting screw and double sided tape.
- INVPW1 - Terminal block to wire runs together or feed power from drivers to run
- INVCL - Cable clip secures cable to surface with double sided tape or screw (not included)
- INVWC1 - End-Feed wiring compartment to feed power from drivers to run. Meets UL 2028 standards.
- INVWC2 - Three-Way wiring compartment to feed power from drivers to runs in shape of a "L" and "T" runs. Meets UL 2028 standards.
- INVWC3 - Low profile wiring compartment to feed power from drivers to run in a shallow 1" enclosure. Meets UL 2028 standards.
- INVLED-EXT - Extruded clear polycarbonate mounting track with pre-drilled holes; sockets snaps in easily without tools
- INVLED-EXT45 - Extruded clear polycarbonate mounting track angled at 45° with pre-drilled holes; sockets snaps in easily without tools
- INVLED-KICK - Powder-coated, formed aluminum reflector with pre-drilled holes
- INVLED-LENS - Extruded frosted acrylic lens snaps easily onto track (INVLED-EXT) without tools

### Listing/Warranty

- Five (5) year limited warranty
- UL listed to US and Canadian standards for damp locations



Revised 08/14/17

# Eco-Invizilite LED Accessories

Catalog #:

Type:

Project:

Date:

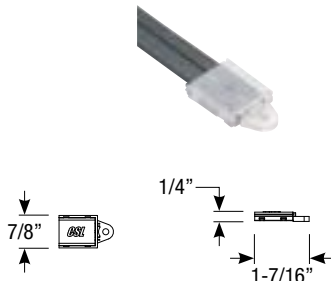
Notes:

## INVDE1

Dead end cap to cover the end of wire. Includes mounting screw and double sided tape.

### Dead End Cap

**INVDE1** (Dead end cap)  
**INVDE1-10** (Dead end caps - 10 pack)

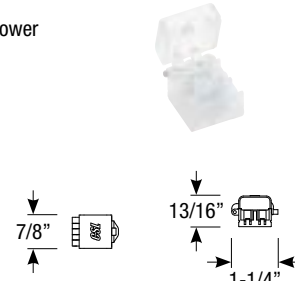


## INVPW1

Terminal block to wire runs together or feed power from drivers to run.

### Terminal Block

**INVPW1** (Terminal Block)  
**INVPW1-10** (Terminal Block - 10 pack)

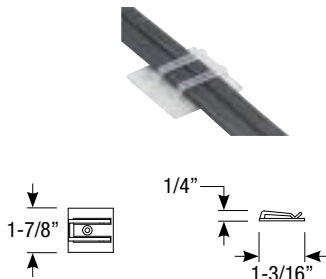


## INVCL

Cable clip secures cable to surface with double sided tape or screw (not included).

### Cable Clip

**INVCL-10** (Cable Clip - 10 pack)  
**INVCL-100** (Cable Clip - 100 pack)

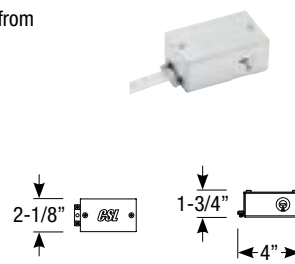


## INVWC1

End-Feed wiring compartment to feed power from drivers to run. Meets UL 2028 standards.

### End-Feed Wiring Compartment

**INVWC1** (End-Feed Wiring Compartment)

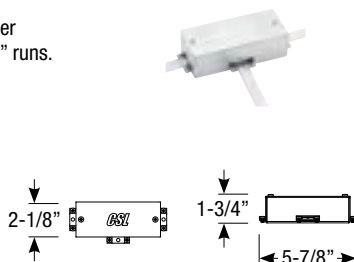


## INVWC2

Three-Way wiring compartment to feed power from drivers to runs in shape of a "L" and "T" runs. Meets UL 2028 standards.

### Three-Way Wiring Compartment

**INVWC2** (3-Way Wiring Compartment)

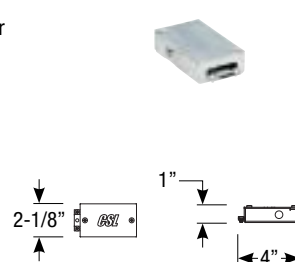


## INVWC3

Low profile wiring compartment to feed power from drivers to run in a shallow 1" enclosure. Meets UL 2028 standards.

### Low Profile Wiring Compartment

**INVWC3** (Low Profile Wiring Compartment)

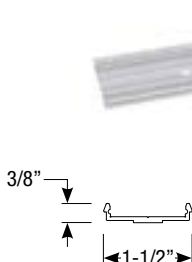


## INVLED-EXT

Extruded clear polycarbonate mounting track with pre-drilled holes; sockets snaps in easily without tools.

### 48" Linear Mounting Track

**INVLED-EXT** (48" Linear Mounting Track)

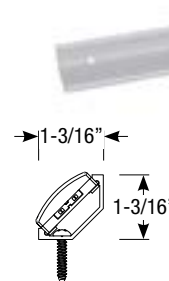


## INVLED-EXT45

Extruded clear polycarbonate mounting track angled at 45° with pre-drilled holes; sockets snaps in easily without tools.

### 48" - 45° Mounting Track

**INVLED-EXT45** (48" - 45° Mounting Track)

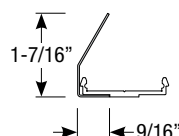


## INVLED-KICK

Powder-coated, formed aluminum reflector with pre-drilled holes. INVLED-EXT mounting track slides over kick reflector.

### 48" Kick Reflector

**INVLED-KICK-BK** (Black reflector)  
**INVLED-KICK-BZ** (Bronze reflector)  
**INVLED-KICK-WT** (White reflector)

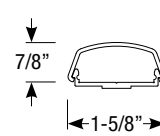


## INVLED-LENS

Extruded frosted acrylic lens snaps easily onto track (INVLED-EXT) without tools.

### 48" Frosted Acrylic Lens

**INVLED-LENS** (48" Frosted Acrylic Lens)



Revised 08/14/17