



# PERA 9

## 120V PENDANTS

### SPECIFICATIONS:

#### DESCRIPTION

The Pera 9 is a curvy bell-bottomed handcrafted European glass, that fits nicely into any contemporary design.

#### LAMPING

**Standard:** 100W A19 120V incandescent, lamp not included. Dimmable with standard incandescent dimmer (not included).

**LED:** 9W Replaceable source, 120V, dimmable, 90+ CRI, 3000°K CCT, 800 lumens, 30,000 hours. Lamp included. (Additional Color Temperatures available, including 3500°K and 4000°K)

#### DIFFUSER

Shade shall be handcrafted glass of various decors. 6" Dia. x 9.5" H

**Opening sizes:** 44mm min. (top), 95mm min. (bottom), 3x10mm holes.

#### SUSPENSION

**Cord-hung:** 10' SVT-type cord, complete with 5" decorative sleeve at the socketholder. Jacket coordinates with metal finish. Plated stamped steel construction. Black, Bronze or Satin Nickel. See next page for mult light options.

**Cable-hung:** 1x 10' aircraft-quality stainless steel cable support with 10' AWM-type cord. Jacket coordinates with metal finish. 5" Dia. dome canopy is plated stamped steel. Black, Bronze or Satin Nickel.

**Stem-mount:** Includes 4 connectable stem sections (3", 6", 12" and 18" lengths) plus telescoping piece for up to 3" adjustment, 10' max. 5" Dia. canopy (with swivel) and stem sections are plated steel. Black, Bronze or Satin Nickel.

\*Additional Stem Sections can be ordered under accessories.

#### MOUNTING

Installs directly to a 4" octagonal ceiling box. Suitable for sloped ceilings.

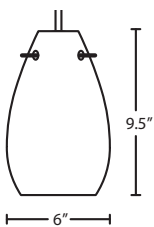
#### LABELS

UL or ETL Listed. Suitable for Damp Locations (interior use only).

Consult factory concerning lower wattage labeling for energy requirements.



PERA 9 SHOWN IN CARRERA (412619) & OPAL MATTE (412607)



Project Information:

For ordering information, see next page

All dimensions provided are nominal. Allowance must be made for dimensional tolerance in handcrafted glasses.

REV 7/22

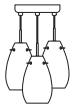


ORDERING:

CONNECTION	SHADE OPTIONS	LAMP OPTIONS	METAL FINISH	OPTIONS
Cord Fixture	<b>412607</b> Opal Matte	(blank) 100W A19 Incan	<b>BK</b> Black	<b>L</b> 15' cord
<b>1JC</b> 1 Lt. Dome	<b>412618</b> Amber Cloud	<b>LED*</b> 9W LED 120V,	<b>BR</b> Bronze	<b>LW</b> Low
<b>1JT</b> 1 Lt. Flat	<b>412619</b> Carrera	dimmable	<b>SN</b> Satin Nickel	wattage labeling
	<b>412680</b> Amber Matte			
Cable Fixture	<b>412686</b> Blue Cloud	*CCT options available (contact factory)		
<b>1KX</b> 1 Lt. Dome	<b>4126HB</b> Habanero			
	<b>4126HN</b> Honey			
Stem Fixture	<b>4126MA</b> Magma			
<b>1TT</b> 1 Lt. Flat	<b>4126MG</b> Marble Grigio			

Ex. 1JC-412618-SN  
Pera 9 Pendant w/ Amber Cloud Glass, Satin Nickel Finish, Dome Canopy

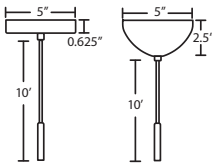
Multi light Cord Fixture  
J For Multi light Canopy



Multilight Canopies Available, see page 11

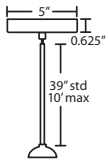
PENDANT OPTIONS:

1JT / 1JC / J CORD-HUNG PENDANT



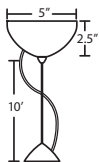
- Flat (1JT) or Dome (1JC) Canopy styles. Dome style allows adjustment without cutting cord.
- "J" option is pendant less canopy for multiport canopy (options to the right)
- Suitable for sloped ceilings
- Cord: 10' SVT, 5" sleeve at socketholder
- Also available in 15'
- Black, Bronze or Satin Nickel
- Cord Sleeves are available in 18" lengths

1TT STEM PENDANT



- Swivel at canopy, suitable for sloped ceilings
- Includes telescoping section plus 4 connectable stem sections, (1x 3', 1x 6', 1x 12', 1x 18'), 10' max
- Black, Bronze or Satin Nickel
- Additional Stem Sections can be ordered under Accessories

1KX CABLE-HUNG PENDANT



- 1x 10' aircraft-quality stainless steel cable
- Suitable for sloped ceilings
- 1x lampholder
- Cord: 10' AWM-type provided
- Also available in 15'
- Black, Bronze or Satin Nickel

ACCESSORIES:

ADDITIONAL STEM SECTIONS:

Additional connecting stems are available to increase overall length of a Stem Pendant, up to 10' max. Telescoping adjustable section allows up to 3" movement.

<b>T20A-SN, BK or BR</b>	Adj. Section
<b>T203-SN, BK or BR</b>	3" Section
<b>T206-SN, BK or BR</b>	6" Section
<b>T212-SN, BK or BR</b>	12" Section
<b>T218-SN, BK or BR</b>	18" Section

LONGER CORD LENGTHS:

Longer cord length of 15' available. Add an "L" to the end of the item number, i.e. 1JC-169707-SN-L.

LOW WATTAGE LABELING:

Incandescent fixture supplied with 16 watt relamp label. Add an "LW" to the end of the item number, i.e. 1JC-169707-SN-LW.

CORD SLEEVES:

If concealing the cord is desired on a Cord-hung Pendant, order our 0.25" dia. metal sleeves. Each sleeve is 18" long and may be field cut.

<b>T118-BK</b>	Black
<b>T118-BR</b>	Bronze
<b>T118-SN</b>	Satin Nickel

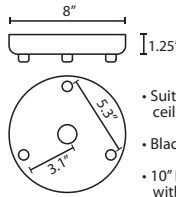
STEMHOOKS:

Suspension hooks allow cord drops to be placed wherever desired. Suitable for sloped ceilings or for greater multilight spacing

<b>T103BK</b>	Black
<b>T103BR</b>	Bronze
<b>T103SN</b>	Satin Nickel

MULTIPOINT CANOPY OPTIONS FOR CORD PENDANTS

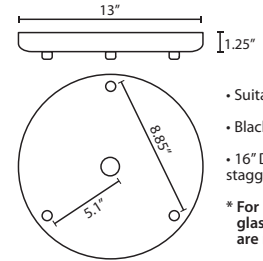
T33X 3 LIGHT ROUND CANOPY



- Suitable for sloped ceilings
- Black, Bronze or Satin Nickel
- 10" Dia. shades MAX, with staggered heights

\* For larger diameter glasses, Stemhooks are required for spacing

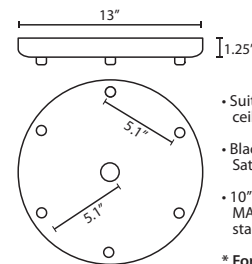
T33XL 3 LIGHT LARGE ROUND CANOPY



- Suitable for sloped ceilings
- Black, Bronze or Satin Nickel
- 16" Dia. shades MAX, with staggered heights

\* For larger diameter glasses, Stemhooks are required for spacing

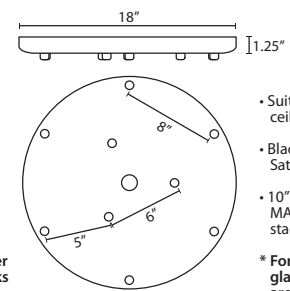
T36X 6 LIGHT ROUND CANOPY



- Suitable for sloped ceilings
- Black, Bronze or Satin Nickel
- 10" Dia. shades MAX, with staggered heights

\* For larger diameter glasses, Stemhooks are required for spacing

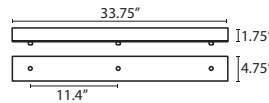
T39X 9 LIGHT ROUND CANOPY



- Suitable for sloped ceilings
- Black, Bronze or Satin Nickel
- 10" Dia. shades MAX, with staggered heights

\* For larger diameter glasses, Stemhooks are required for spacing

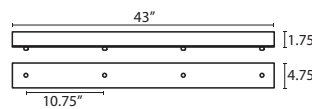
T33V 3 LIGHT BAR CANOPY



- Suitable for sloped ceilings
- Black, Bronze or Satin Nickel
- 20" Dia. shades MAX, with staggered heights

\* For larger diameter glasses, Stemhooks are required for spacing

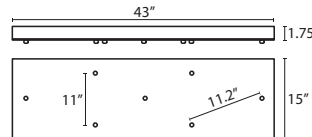
T34V 4 LIGHT BAR CANOPY



- Suitable for sloped ceilings
- Black, Bronze or Satin Nickel
- 20" Dia. shades MAX, with staggered heights

\* For larger diameter glasses, Stemhooks are required for spacing

T37V 7 LIGHT BAR CANOPY



- Suitable for sloped ceilings
- Black, Bronze or Satin Nickel
- 20" Dia. shades MAX, with staggered heights

\* For larger diameter glasses, Stemhooks are required for spacing

HOW TO ORDER A MULTILIGHT FIXTURE

Order your canopy with the selected 120V multi light pendants (indicated by "B" or "J" prefix) for the complete fixture:

Example: 1x T33X-SN (3 Light Round Canopy)

1x J-412618-SN (Pera 9 Pendant in Amber Cloud)

1x J-412618-SN (Pera 9 Pendant in Amber Cloud)

1x J-412686-SN (Pera 9 Pendant in Blue Cloud)