



# TAMBURO 8

120V PENDANTS



## SPECIFICATIONS:

### DESCRIPTION

Cable-hung or stem-mount pendant with handcrafted glass diffuser.

### LAMPING

**Standard:** 100W A19 120V incandescent, suitable for dimming, not included.

**CFL:** 26W 4-Pin CFL with non-dimming electronic ballast. 120V, lamp not included.

**GU24 CFL:** Self-ballasted GU24 lampholders. 26W max, 120V, lamp not included.

**LED:** 10W GU24 LED Lamp 120V, dimmable, included.

### DIFFUSER

Shades shall be handcrafted glass in various decors. 7.875" Dia. x 9.875" H

**Opening sizes:** 3x7mm holes.

### SUSPENSION

**Cable-hung:** 3x 10' aircraft-quality stainless steel cable support with 10' AWM-type cord. Jacket tint coordinates with metal finish. 5" Dia. canopy is plated stamped steel. Bronze or Satin Nickel.

**Stem-mount:** 4 connectable stem sections (3", 6", 12" and 18" lengths) plus telescoping piece for up to 3" adjustment, 10' max. 5" Dia. canopy (with swivel) and stem sections are plated steel. Bronze or Satin Nickel.

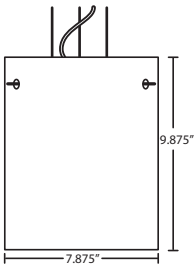
### MOUNTING

Installs directly to a 4" octagonal ceiling box. Suitable for sloped ceilings.

### LABELS

UL or ETL Listed. Suitable for Damp Locations (interior use only).

Consult factory concerning lower wattage labeling for energy requirements.



TAMBURO 8 SHOWN IN CHERRY (4006CH) & OAK (4006OK)

400607  
OPAL MATTE



40060S  
OPAL STONE



400600  
CLEAR STONE



4006GS  
STONE GOLD FOIL



4006CS  
STONE COPPER FOIL



4006SS  
STONE SILVER FOIL



4006GL  
GLITTER



4006MG  
MARBLE GRIGIO



4006HB  
HABANERO



4006MA  
MAGMA



4006GF  
GOLD FOIL



4006CF  
COPPER FOIL



4006KR  
CHALK



4006TN  
TITAN



For ordering information, see next page

All dimensions provided are nominal. Allowance must be made for dimensional tolerance in handcrafted glasses.

REV 10/14



TAMBURO 8

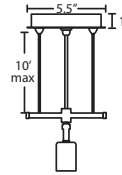
ORDERING:

CONNECTION	GLASS OPTIONS	LAMP OPTIONS	METAL FINISH	OPTIONS
3x Cable Fixture	<b>400607</b> Opal Matte	(blank) 100W A19 Incan	<b>BR</b> Bronze	<b>L</b> 15' cord
<b>1KG</b> 1 Lt. Flat	<b>4006CF</b> Copper Foil	<b>I1</b> 26W TBX 120V	<b>SN</b> Satin Nickel	<b>LW</b> Low wattage labeling
Stem Fixture	<b>4006CH</b> Cherry	<b>R1</b> 26W TBX 277V		
<b>1TT</b> 1 Lt. Flat	<b>4006GF</b> Gold Foil	<b>GU24</b> 26W GU24 120V		
	<b>4008HB</b> Habanero	<b>LED</b> 10W LED 120V, dimmable		
	<b>4006KR</b> Chalk			
	<b>4006MA</b> Magma			
	<b>4006MG</b> Marble Grigio			
	<b>4006OK</b> Oak			
	<b>4006TN</b> Titan			
	<b>400600</b> Clear Stone			
	<b>4006CS</b> Stone Copper Foil			
	<b>4006GL</b> Glitter Stone			
	<b>4006GS</b> Stone Gold Foil			
	<b>4006OS</b> Opal Stone			
	<b>4006SS</b> Stone Silver Foil			

Ex. **1KG-4006TN-SN**  
Tamburo 8 Pendant w/ Titan Glass,  
Satin Nickel Finish

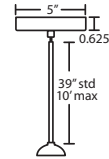
PENDANT OPTIONS:

CABLE-HUNG PENDANT



- 3x 10' aircraft-quality stainless steel cable
- 1KG Series: 1x lampholder
- Cord: 10' AWM-type provided
- Bronze or Satin Nickel

STEM PENDANT



- Swivel at canopy, suitable for sloped ceilings
- Includes telescoping section plus 4 connectable stem sections, (1x 3', 1x 6', 1x 12', 1x 18"), 10' max
- Bronze or Satin Nickel

LED 120V PENDANTS:

- Internal driver integrated in the lamp, GU24 base
- Total power of only 10 watts
- Dimmable with a standard dimmer
- Rated life: 30,000 hours
- Frosted acrylic diffuser
- 800 lumens
- CCT: 2800° Kelvin
- CRI: 80+

ACCESSORIES:

ADDITIONAL STEM SECTIONS:

Additional connecting stems are available to increase overall length, up to 10' max. Telescoping adjustable section allows up to 3" movement.

- T20A-SN** or **T20A-BR** Adj. Section
- T203-SN** or **T203-BR** 3" Section
- T206-SN** or **T206-BR** 6" Section
- T212-SN** or **T212-BR** 12" Section
- T218-SN** or **T218-BR** 18" Section

Project Information:

Empty box for project information.